

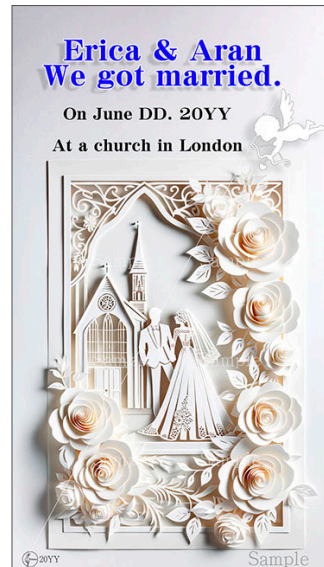


Easy to use on  
PC & Smartphone

# Digital Postcard

Unlimited number  
of transmissions

We produce in JPEG format

**Card examples:** You can use them for various purposes, depending on your ideas



## Card Contents

### Pattern

You can choose from a list of samples and cards

### Charm

Charms can be added to express individuality and playfulness

### Title

Titles can be changed to suit the application

### Text

You can put your text in the space

## How to Order

For more information, see the next page

- 1 Select resolution from 72,100,150
- 2 Select a card pattern
- 3 Select the design and position of the charm
- 4 Decide on the title
- 5 Decide on the text
- 6 Send Order Form
- 7 Make payment after receiving the URL for credit card payment

After payment is confirmed, we will begin work  
Please check the data we have produced, and if it is OK,  
we will send you the finished data

## Costs

Resolutions	Basic costs
150 ppi	\$ 23.00
100 ppi	\$ 16.00
72 ppi	\$ 10.00

Proofreading is free of charge for up to 2 (two) cards

\$3.30 per card is charged with 3 (three) or more cards



Additional charms  
cost \$3.30 each

Payment is by credit card only  
We will contact you by e-mail  
after your order is confirmed

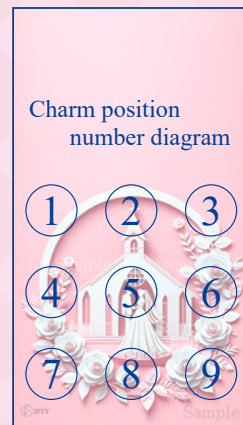

# Digital Postcard Customer's Guide

1. First, decide on the resolution and choose your favorite pattern from the image samples

2. Next, please choose a charm and decide where you would like to place it

You can also choose without charms

(Please note that the price will remain the same)



3. Please decide on a title

(or just the text without a title)

- The title is titled with a shadow to create a three-dimensional effect
- Please choose from black, red, blue, green, and yellow letter colors



4. Please decide on the text

The space varies depending on the pattern  
Font size may be reduced due to the number of characters

- The text color of the main text is black



• Designation of typeface

- If you do not specify a typeface (or are not sure), we can handle it for you!
- You can specify the typeface, but if the typeface is not included in our system, we will use a common, easy-to-read typeface for the layout

○ Writing style characters such as *Park Avenue* and *Palace Script* are

If you use only uppercase letters, it is

difficult to read *PARK AVENUE, PALACE SCRIPT*

Please note

## 5. Other requests

We will do our best to accommodate simple requests, but  
Please forgive us for anything complicated or impossible

## 6. Please submit your order using the order form

Call back (may take 2-3 days depending on the situation),  
We will send you a URL for credit card payment

(In this case, if the name on the order is different from the name on the card,  
it may not be possible to match the name on the card  
Please be sure to include this information on the order form)

## 7. After confirming the credit card payment, we will start the work and send you the data of the first proofreading

- ⊙ Please take a look and indicate any corrections you would like to make and we will send you a second set of data
- ⊙ If you are OK with the second proof, please let us know that you are OK with the proof

**7-b. If there are still corrections in the second proof, it will be the third proof. Additional charge of \$3.30 will be incurred, so please pay by card.**

We will send you the data of the third proof after confirming your payment  
If it is OK, “8” will complete the process,  
If there are any corrections, we will repeat the process of payment and proofreading at “7-b”

## 8. I will send you the completed data. Thank you very much.